



Настройки PokerStars

Settings Global - Language

Overview
Account Details
Global
Language
Time Zone
Sounds
Privacy
Communication Pref...

PLAY IN:  English

E-MAIL IN:

Language 1:  English









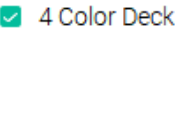

Language 2: None

Language 3: None

Table Themes
Change the way your tables look. Choose theme, felt color, background and deck.


Theme
 Carbon Lite

Felt Color Background

4 Color Deck

Table Preview



maicon_mico 1500
Player 4 1470
Player 3 1485
Player 2 1500
Player 1 1500
Player 6 1500
Player 7 1500
Player 8 1500
Player 9 1500

30
15

A♠ K♥ K♣ J♦ 10♠

Sit out next hand
Sit out next big blind

FPS: 0/53

Fold Bet 30 Raise 60

OK Cancel Apply

Table Themes
Change the way your tables look. Choose theme, felt color, background and deck.

Theme
 Carbon Lite

Felt Color

Background

Front Deck

Apply to
All Tables

Global Settings
 4 Color Deck

Table Preview

OK Cancel Apply

Table Themes
Change the way your tables look. Choose theme, felt color, background and deck.

Theme
 Carbon Lite

Felt Color

Background

Front Deck

Back Deck

Apply to
All Tables











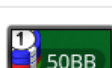


Global Settings
 4 Color Deck

Table Preview







OK Cancel Apply

- Overview
- Account Details
- Global
 - Language
 - Time Zone
 - Sounds
 - Privacy
 - Communication Pref...
 - Multi Currency
- Lobby
- Table Appearance
 - Themes
 - Table Display
 - Cards
 - Animation
 - Tournament Animati...
 - Chat
 - Preferred Seat
 - Announcements
- Gameplay
- Buy-In / Rebuy
- Playing History
- Layouts

These options are applied globally to all tables.


 <input type="checkbox"/> Show Player Images	 <input type="checkbox"/> Display Fold and Watch (Zoom)
 <input type="checkbox"/> Highlight Active Player	 <input type="checkbox"/> Show Time Left to Act
 <input checked="" type="checkbox"/> Display Bet Amounts	 <input type="checkbox"/> Show Observer Count
 <input type="checkbox"/> Show More Games Button	 <input type="checkbox"/> PokerStars Rewards
 Restore All Optional Table Graphics <input type="button" value="Restore"/>	 <input type="checkbox"/> Show Stack Values in Big Blinds for Cash Games ⁱ
 <input type="checkbox"/> Show Stack Values in Big Blinds for Tourneys ⁱ	 <input type="checkbox"/> Show Stack Values in Big Blinds for Observed Games
 <input type="checkbox"/> Show Chances of Winning when All-In	

- Overview
- Account Details
- Global
 - Language
 - Time Zone
 - Sounds
 - Privacy
 - Communication Pref...
 - Multi Currency
- Lobby
- Table Appearance
 - Themes
 - Table Display
 - Cards
 - Animation
 - Tournament Animati...
 - Chat
 - Preferred Seat
 - Announcements
- Gameplay
- Buy-In / Rebuy
- Playing History
- Layouts


	<input checked="" type="radio"/> Disabled <input type="radio"/> Turbo <input type="radio"/> Full (no Knockout animation) <input type="radio"/> Full (with Knockout animation)
ZOOM ANIMATION	Select the animation style for changing tables after folding your hand. The setting applies only to Zoom tables.
	<input checked="" type="radio"/> Disabled <input type="radio"/> Fade <input type="radio"/> Flip <input type="radio"/> Slide
AURORA GRAPHICS QUALITY	Select the level of graphic quality you want to use on the Aurora table. This setting applies globally to all poker tables.
	<input checked="" type="radio"/> High <input type="radio"/> Medium <input type="radio"/> Low
AURORA AMBIENT ANIMATIONS	Select the setting you want to use for displaying ambient animations on the Aurora table.
	<input checked="" type="radio"/> Disabled <input type="radio"/> Enabled (Default)
THROWABLES	Select the setting you want to use for displaying Throwables on the Aurora table.
	<input checked="" type="radio"/> Disabled <input type="radio"/> Enabled (Default)
PRESTIGE	Select the setting you want to use for displaying Prestige on the Aurora table.
	<input checked="" type="radio"/> Disabled <input type="radio"/> Enabled (Default)

- Overview
- Account Details
- Global
 - Language
 - Time Zone
 - Sounds
 - Privacy
 - Communication Pref...
 - Multi Currency
- Lobby
- Table Appearance
 - Themes
 - Table Display
 - Cards
 - Animation
 - Tournament Animati...
 - Chat
 - Preferred Seat


BUBBLE DISPLAY This animation plays in selected tournaments when the player is in the 'bubble' position allowing players to pop background bubbles.


 Full Display (Default)
 No Animation
 Disabled

IN THE MONEY DISPLAY This animation plays in selected tournaments when the player is in the 'money' position.



 Full Display (Default)
 No Animation
 Disabled


FINAL TABLE DISPLAY This animation plays in selected tournaments when the player has reached the final table of the tournament.


 Enabled (Default)
 Disabled

- Overview
- Account Details
- Global
 - Language
 - Time Zone
 - Sounds
 - Privacy
 - Communication Pref...
 - Multi Currency
- Lobby
- Table Appearance
 - Themes
 - Table Display
 - Cards
 - Animation
 - Tournament Animati...
 - Chat

These options are applied globally to all tables.

 Display Chat Bubbles

 Display Emoticons

DEALER MESSAGES

Silent
 Normal
 Everything

PLAYER / OBSERVER MESSAGES

Show player messages
 Show observer messages


DEFAULT CHAT TAB


Cash Games:

Tournaments / Sit & Go:


- Overview
- Account Details
- Global
 - Language
 - Time Zone
 - Sounds
 - Privacy
 - Communication Pref...
 - Multi Currency
- Lobby
- Table Appearance
 - Themes
 - Table Display
 - Cards
 - Animation
 - Tournament Animati...
 - Chat
 - Preferred Seat
 - Announcements
- Gameplay
- Buy-In / Rebuy
- Playing History
- Layouts

Enabling Auto-Center will position your seat at the bottom-center of tables where you haven't selected a preferred seat.

 Please note: Auto-Center is always enabled on Zoom tables.

Don't Auto-Center me
 Auto-Center me when automatically seated 
 Always Auto-Center me

Your preferred seat position is shown for each of our max-player table sizes. Click on any seat to change your preferred seat position for that table size.



- Overview
- Account Details
- Global
 - Language
 - Time Zone
 - Sounds
 - Privacy
 - Communication Pref...
 - Multi Currency
- Lobby
- Table Appearance
 - Themes
 - Table Display
 - Cards
 - Animation
 - Tournament Animati...
 - Chat
 - Preferred Seat
 - Announcements
- Gameplay
- Buy-In / Rebuy
- Playing History
- Layouts

We sometimes display messages with relevant announcements to you, including those received. If you do not want to see them, you can disable these announcements.

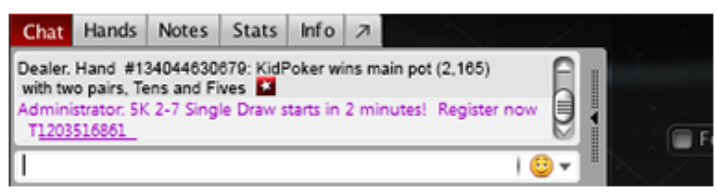
Message Box on Table



Sport Message



Chat Message



- Overview
- Account Details
- Global
- Lobby
- Table Appearance
- Gameplay
 - Show / Muck Hands
 - Bet Slider
 - Run It Twice
 - All-in Cash Out
 - Player Notes
 - Hotkeys
 - Multi-Tabling
 - Advanced
- Buy-In / Rebuy
- Playing History
- Layouts

These settings control how your bet slider operates at all tables:

INCREMENTAL ADJUSTMENTS

- Adjust bet size with the Big Blind
- Adjust bet size with the Small Blind

MOUSE OPTIONS

- Jump to Clicked Position
- Invert Mouse Wheel

- Bet Slider Shortcut Buttons

Shortcuts are small buttons above the bet slider that allow you to quickly make a bet of a predefined amount.

	Pre-flop		Post-flop	
Button 1	Min	▼	% of Pot	▼ 33 ▼
Button 2	Big Blind	▼ 3 ▼	1/2 Pot	▼
Button 3	Pot	▼	Pot	▼
Button 4	Max	▼	Max	▼

- Overview
- Account Details
- Global
- Language
- Time Zone
- Sounds
- Privacy
- Communication Pref...
- Multi Currency
- Lobby
- Table Appearance
- Themes
- Table Display

! All-in cash out allows you to instantly get value for your hand in cash game all-in situations.
 The way it works: whenever you are all-in before the river you will be offered to cash out your hand.
 The cash out amount you will receive is calculated based on your hand's probability to win the pot after all community cards are dealt.
 Cashing out means you receive instant money risk-free but are no longer eligible to win the pot.

Cash Out Options

- Enabled**
You will be asked in all-in situations if you want to cash out your hand or play normally.
- Disabled**
You will not be offered cash out in all-in situations and will always play your hand normally.

- Overview
- Account Details
- Global
- Lobby
- Table Appearance
- Gameplay
- Show / Muck Hands
- Bet Slider
- Run It Twice
- All-in Cash Out
- Player Notes
- Hotkeys
- Multi-Tabling
- Advanced
- Buy-In / Rebuy
- Playing History
- Layouts

These settings control window and game features when you play at multiple tables and tournaments.

GENERAL

- Popup table whenever user action is required
 - Don't steal focus
- Highlight bet amount
- Single click table activation

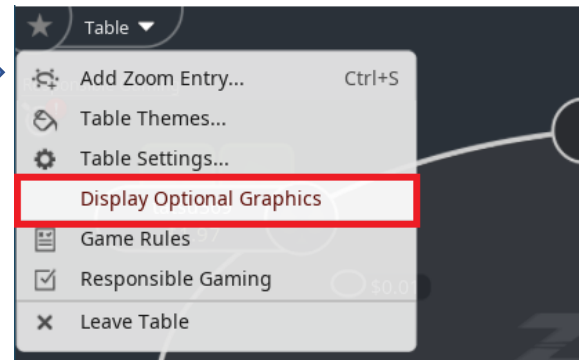
TOURNAMENTS / SIT & GO

- New tournaments take focus
- Auto-close tournament without notification
- Auto-open tournament lobby
- Allow registration(s) without showing Buy-In dialog
- Mark me as [I'm Ready] at start of Sit & Go tournaments
- Always Start n-Stack Tournaments with Maximum Chips

TABLE THEME CUSTOMIZATION

- Right-Click table to customize theme & background
 - Apply changes to this table only

Отключите дополнительную графику →
 Размер стола должен быть по умолчанию.
 Не меняйте размер стола! Если изменили —
 закройте и откройте заново! Для того
 чтобы размер стола был по умолчанию,
 опция запоминания позиции столов должна
 быть отключена:



- Overview
- Account Details
- Global
- Lobby
- Table Appearance
- Gameplay
- Buy-In / Rebuy
- Playing History
- Layouts
- Table Window Position
- Custom Layout

TABLE WINDOW POSITIONS

! Note: You must have at least 2 tables open for these controls to work.

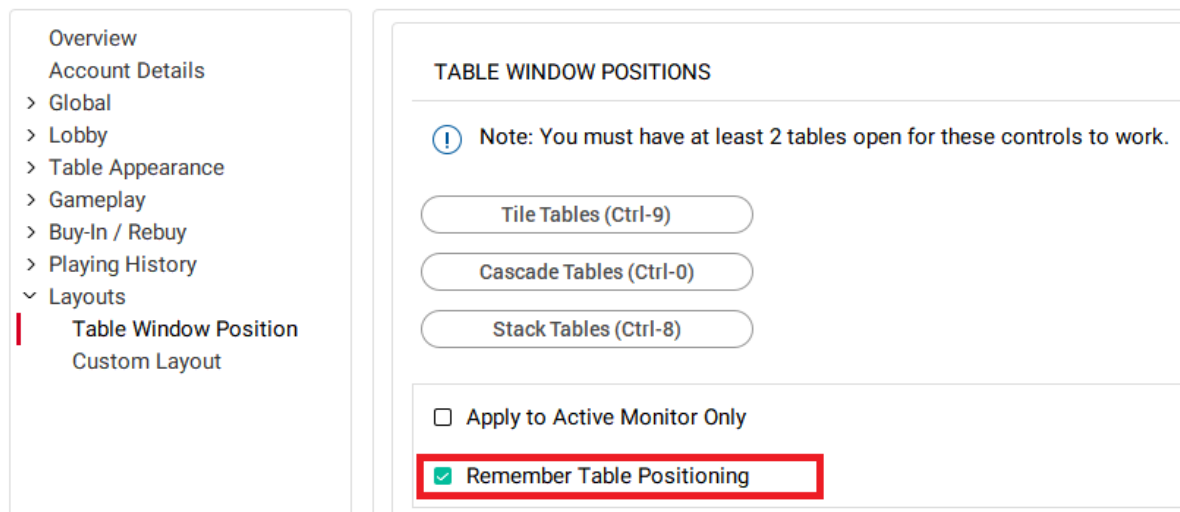
Tile Tables (Ctrl-9)

Cascade Tables (Ctrl-0)

Stack Tables (Ctrl-8)

- Apply to Active Monitor Only
- Remember Table Positioning

После того, как Вы настроили расположение столов на вашем мониторе (без изменения их размеров!) и бот может подключаться к этим столам и играть, опцию запоминания расположения столов можно включить:



Если бот не может подключиться к столу или не может распознать какие-либо данные с покерного стола (или распознаёт их неправильно), Вы должны отключить опцию запоминания расположения столов, закрыть стол и открыть его заново.

Обязательно используйте настройки скрытности!